

Rustik



PVC Film Chestnut




PVC Film Old Oak



Powder coated





Rustik

1 and 2 Leaf Door

STRUCTURE

Two 1mm galvanized steel plates, assembled without welding (A).

Leaf thickness: 53mm.

Inner chamber: rigid polyurethane foam injected at high pressure (B).

2 specific steel hinges for this door model, adjustable in 3 directions with CE marking, complemented with black nylon trim (C).

2 anti-crow bar bolts with a black finish (D).

FRAME

CR8 non-corner frame.

Incorporates rubber seal.

LOCKING AND DRIVING SYSTEM

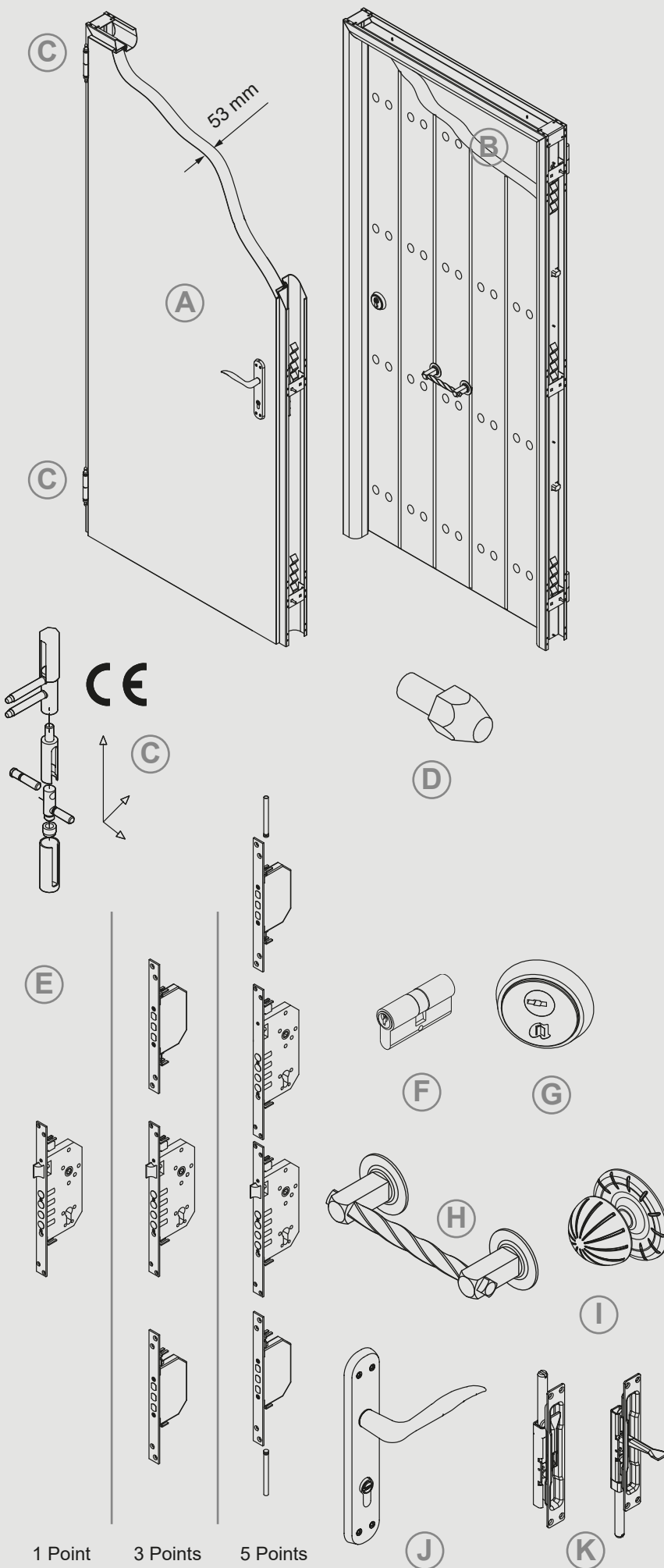
Security lock with the possibility of locking at 1, 3 or 5 points (E).

Brass cylinder finish 30x45 (F).

On the outside, security anti-drilling black finish shield (G) + black finish handle (H) or optionally black finish knob (I).

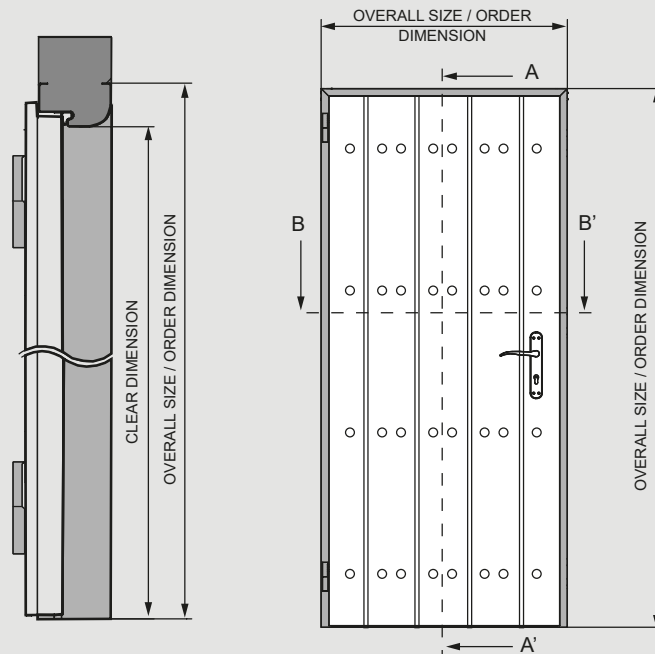
On the inside, shield + handle with black finish escutcheon (J).

In the double leaf model, 2 bolts are placed; embedded in the edge of the leaf, as the inactive leaf drive (K).

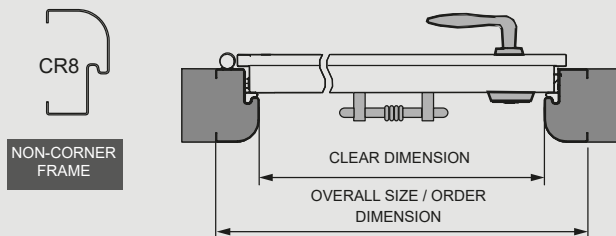


MEASUREMENTS ONE LEAF

SECTION A-A'



SECTION B-B'

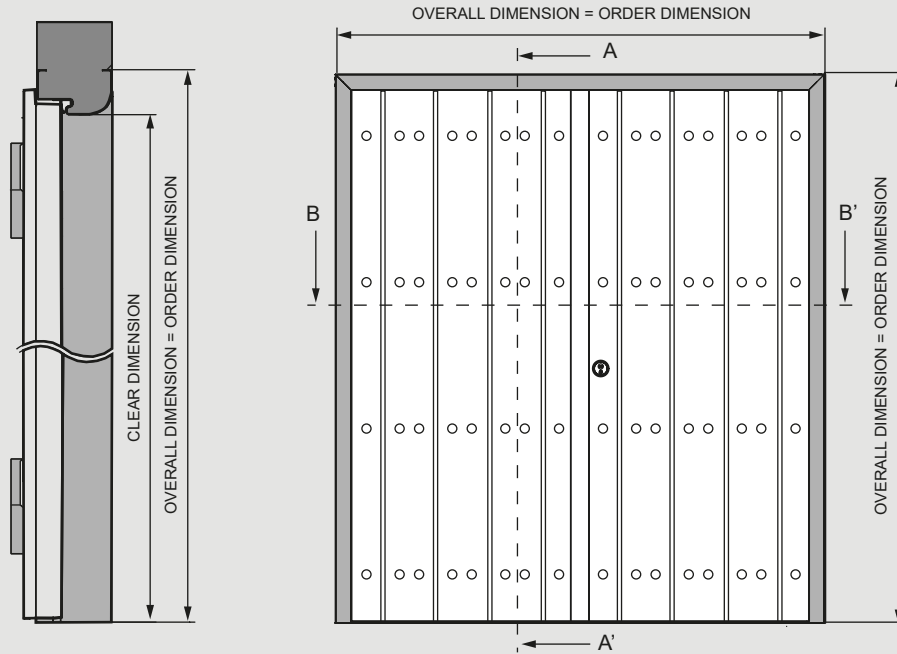


Frame	Order Size		Clear Opening		Internal Frame		Overall (Ext. Frame)	
	Width	Height	Width	Height	Width	Height	Width	Height
CR8	910	2100	790	2040	910	2100	910	2100
	960	2100	840	2040	960	2100	960	2100
	1010	2100	890	2040	1010	2100	1010	2100

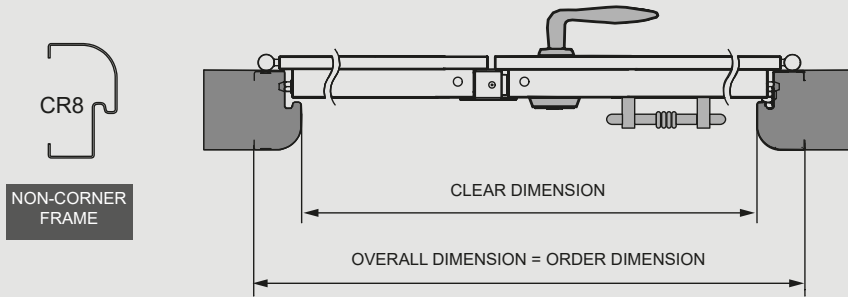
Standard measurements in millimeters. Possibility of other measurements on request.

MEASUREMENTS DOUBLE LEAF

SECTION A-A'



SECTION B-B'



Frame	Order Size		Clear Opening		Internal Frame		Overall (Ext. Frame)	
	Width	Height	Width	Height	Width	Height	Width	Height
CR8	1760	2100	1640	2040	1760	2100	1760	2100
	1860	2100	1740	2040	1860	2100	1860	2100
	1960	2100	1840	2040	1960	2100	1960	2100

Standard measurements in millimeters. Possibility of other measurements on request.

DRAWING

The leaf has drawing in 1 or 2 sides (A). Apart from the drawing, the leaf presents a series of nails along the height of the leaf (B). The first height of nails is placed at 207mm from the bottom width of the leaf, and the rest of the nails are placed between themselves at a distance of 555mm (C).

The drawing marks a vertical line every 2 or 1 nail, depending on the width of the door (D).

