



Pre-lacquered BL-Andreu



Pre-lacquered GR-Andreu



PVC Film Old Oak



Powder coated





Stam

1 Leaf Door

STRUCTURE

Two 0.6mm thick galvanized steel plates, assembled without welding (A).

Leaf thickness: 38mm.

Inner chamber: polyurethane injected at high pressure (B).

2 galvanized steel hinges (C).

2 anti-crow bar bolts (D).

Incorporates chloroprene seal.

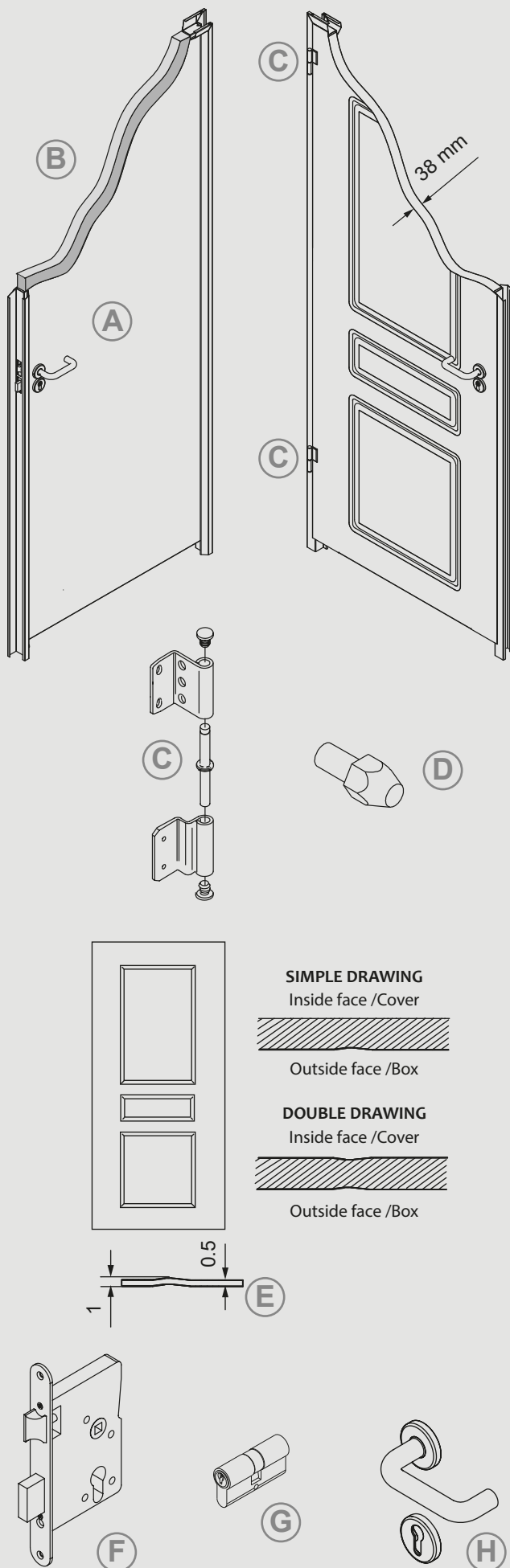
FRAME

CS4 corner frame.

C70 non-corner frame.

DRAWING

Light drawing on one or both sides (E).



LOCKING AND DRIVING SYSTEM

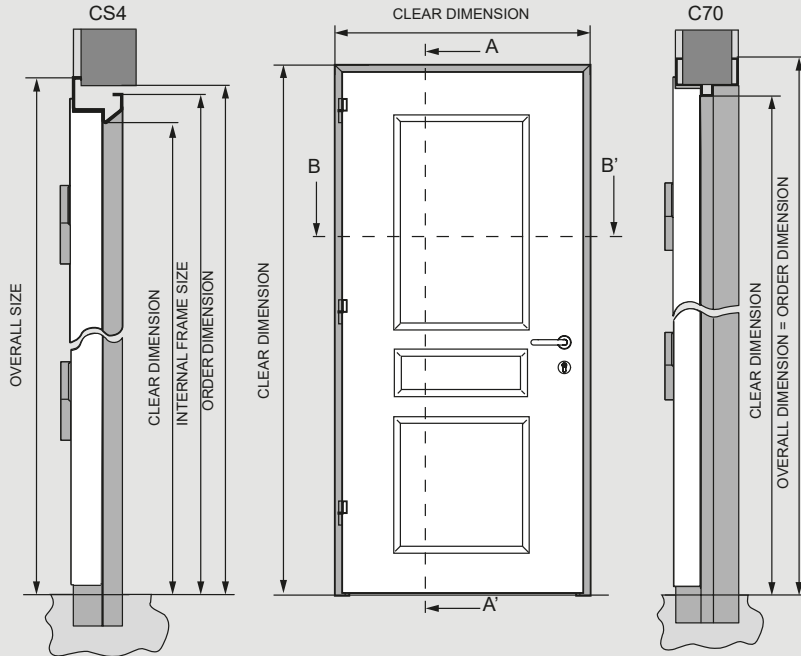
Steel lock and zinc-coated front embedded in the sheet (F).

Nickel cylinder 30x30 (G).

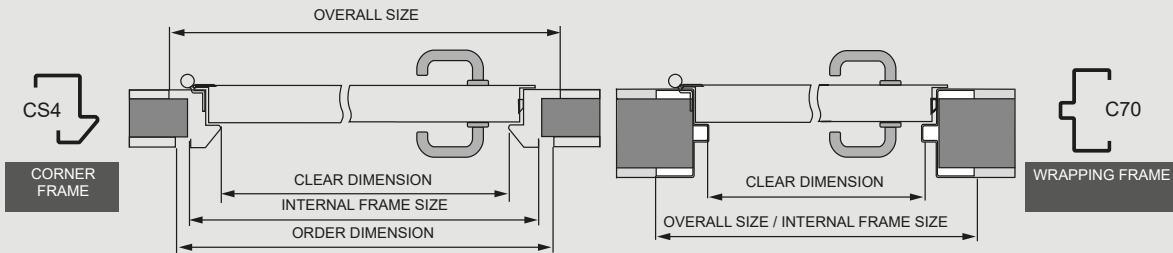
Set rosette handle + rosette with stainless steel escutcheon (H).

MEASUREMENTS ONE LEAF

SECTION A-A'



SECTION B-B'



| Frame | Order Size | | Clear Opening | | Internal Frame | | Overall (Ext. Frame) | |
|-------|------------|--------|---------------|--------|----------------|--------|----------------------|--------|
| | Width | Height | Width | Height | Width | Height | Width | Height |
| CS4 | 790 | 1990 | 700 | 1945 | 770 | 1980 | 810 | 2000 |
| | 790 | 2090 | 700 | 2045 | 770 | 2080 | 810 | 2100 |
| | 890 | 1990 | 800 | 1945 | 870 | 1980 | 910 | 2000 |
| | 890 | 2090 | 800 | 2045 | 870 | 2080 | 910 | 2100 |
| | 990 | 1990 | 900 | 1945 | 970 | 1980 | 1010 | 2000 |
| | 990 | 2090 | 900 | 2045 | 970 | 2080 | 1010 | 2100 |
| C70 | 810 | 2000 | 700 | 1945 | 810 | 2000 | 810 | 2000 |
| | 810 | 2100 | 700 | 2045 | 810 | 2100 | 810 | 2100 |
| | 910 | 2000 | 800 | 1945 | 910 | 2000 | 910 | 2000 |
| | 910 | 2100 | 800 | 2045 | 910 | 2100 | 910 | 2100 |
| | 1010 | 2000 | 900 | 1945 | 1010 | 2000 | 1010 | 2000 |
| | 1010 | 2100 | 900 | 2045 | 1010 | 2100 | 1010 | 2100 |

Standard measurements in millimeters. Possibility of other measurements on request.